

RULH Invitational - 4/2/2016

Ripley High School

Finish Line Sheet

Event 19 Girls 200 Meter Dash (22)

Lane Comp# Section 3 of 3 Finals

Event Official	Title
1	North Adams
2	Pellicity-Franklin
3	Whiteoak
4	Ripley-Union
5	West Union
6	Peebles
7	Miami Valley Christian

1
2
3
4
5
6
7

~~Kennedy, Kristen~~
SOMERKNEATLY



RULH Invitational - 4/2/2016
 Ripley High School
 Finish Line Sheet

Event 19 Girls 200 Meter Dash (22)

Lane Comp# Section 3 of 3 Finals


Event Official	Title			
4 1	Kennedy, Kristen Sakon Kincaid	NT	1	31.79 ✓
2	Crawford, Sierra	30.00	2	
1 3	Tackett, Taylor	NT	3	28:53 ✓
4	McGuffey, Carly	33.00	4	
5	Marshall, Madigan	28.52	5	
3 6	Newkirk, Jessica	30.93	6	30:42 ✓
2 7	Lee, Michelle	NT	7	30:50 ✓

RULH Invitational - 4/2/2016
 Ripley High School
 Finish Line Sheet

Event 19 Girls 200 Meter Dash (22)

Lane Comp# Section 2 of 3 Finals

Event Official	Title				
1 1	Reeding, Kaylen	West Union	35.00	1	31.50
4 2	Antican-Caldwell, Kaitlyn	Georgetown	39.00	2	38.61
3 3	Barton, Sarah	Blanchester	30.30	3	
4 4	Moss, Kaitlyn	Cne	35.99	4	
2 5	Hart, Kayla	Whiteoak	34.02	5	34.22
6 6	Rhodes, Cheyenne <i>Cori Shattick</i>	Blanchester	29.90	6	
3 7	Reed, Kimberly	Fayetteville-Perry	31.50	7	35.40

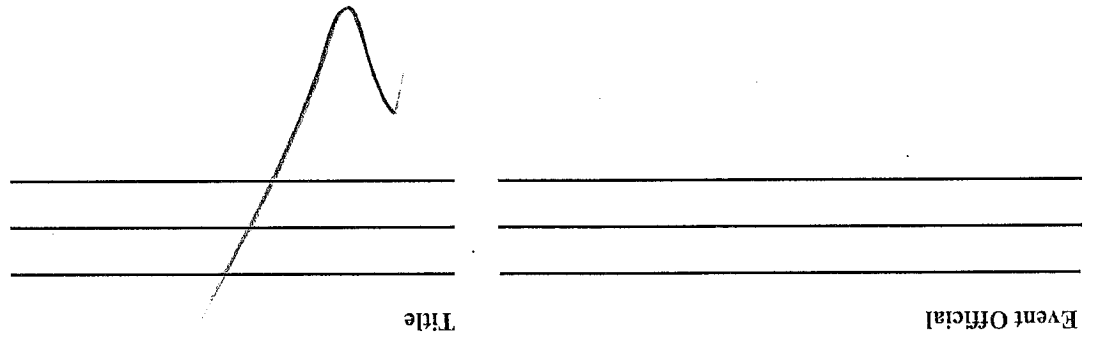


RULH Invitational - 4/2/2016
 Ripley High School
 Finish Line Sheet

Event 19 Girls 200 Meter Dash (22)

Lane Comp# Section 1 of 3 Finals

Place	Name	Time	NT	Event	Official
1	Manchester	29.10	1	30.22	28.50
2	Fayetteville-Perry	28.50	2	29.19	28.53
3	North Adams	NT	3	29.78	29.19
4	Georgetown	29.30	4	29.19	29.28
5	Ripley-Union	33.00	5	/	30.22
6	Manchester	28.40	6	29.50	30.50
7	Peebles	29.71	7	81.58	30.92
8	Miami Valley Christian	NT	8	35.97	31.79



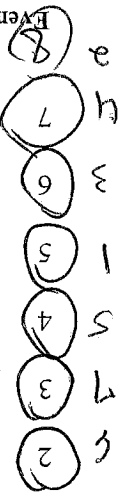
Place	Name	Time	Event	Official
1	Mon - Felton	28.50	1	Mon - Felton
2	WO - Toot	28.53	2	WO - Toot
3	Geo - Ayers	29.19	3	Geo - Ayers
4	NA - Waits	29.28	4	NA - Waits
5	Man - Kinhall	30.22	5	Man - Kinhall
6	MV - /	30.50	6	MV - /
7	Pe - Newkirk	30.92	7	Pe - Newkirk
8	Pe - Shoemaker	31.58	8	Pe - Shoemaker
9	NA - Knechtly	31.79	9	NA - Knechtly
10	WO - /	31.50	10	WO - /
11	WO - Hart	34.22	11	WO - Hart
12	FP - Reed	35.40	12	FP - Reed
13	MV - /	35.97	13	MV - /
14	Geo - /	38.61	14	Geo - /

RULH Invitational - 4/2/2016
 Ripley High School
 Finish Line Sheet

Event 20 Boys 200 Meter Dash (22)


Lane Comp# Section 1 of 3 Finals

Event Official	Lane	Comp#	Section	Finals	Time	Rank	Name	Title
	1				23.80	1	Georgetown	
	2				24.50	2	Blanchester	
	3				24.50	3	Miami Valley Christian	
	4				25.66	4	Peebles	
	5				24.20	5	Manchester	
	6				24.60	6	Che	
	7				26.00	7	Ripley-Union	
	8				24.53	2		



Event Official: MORAN, DARREN

Scorer: BOY, MARK

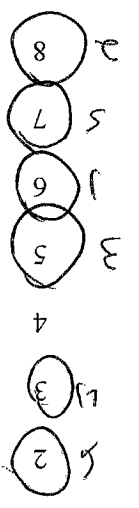


RULH Invitational - 4/2/2016
 Ripley High School
 Finish Line Sheet

Event 20 Boys 200 Meter Dash (22)

Lane Comp# Section 2 of 3 Finals

Event Official	Title	Time	NT	Rank
1	Moran, Dalton	25.00		1
2	Foster, Trevor	32.00		2
3	Gould, Sean	34.71		3
4	Wilson, Clayton	25.00		4
5	Hoyle, Nick	NT		5
6	Perry, Austin	23.76		6
7	Fayetteville-Perry	27.00		7
8	Turner, Kain	25.53		8



Moved to H1
 DYLAN MARTINEZ
~~Gould, Sean~~

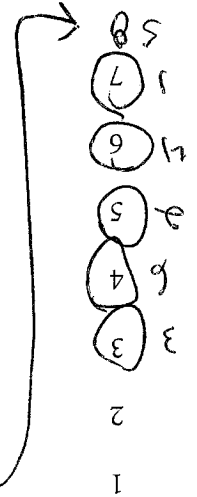
6
3
7T
8

RULH Invitational - 4/2/2016
 Ripley High School
 Finish Line Sheet

Event 20 Boys 200 Meter Dash (22)

Lane Comp# Section 3 of 3 Finals

Event Official	Boerger, Kyle	Sturgill, Dale	Hayslip, Carry	Pappas, Daniel	Newton, Luke	Conley, Jase	Elliott, Shane	Title	NT	1	2	3	4	5	6	7	8
1			3	4	5	6	7	North Adams									
2								Blanchester									
3								West Union									
4								Fayetteville-Perry									
5								Coe									
6								Peebles									
7								Whiteoak									
8																	



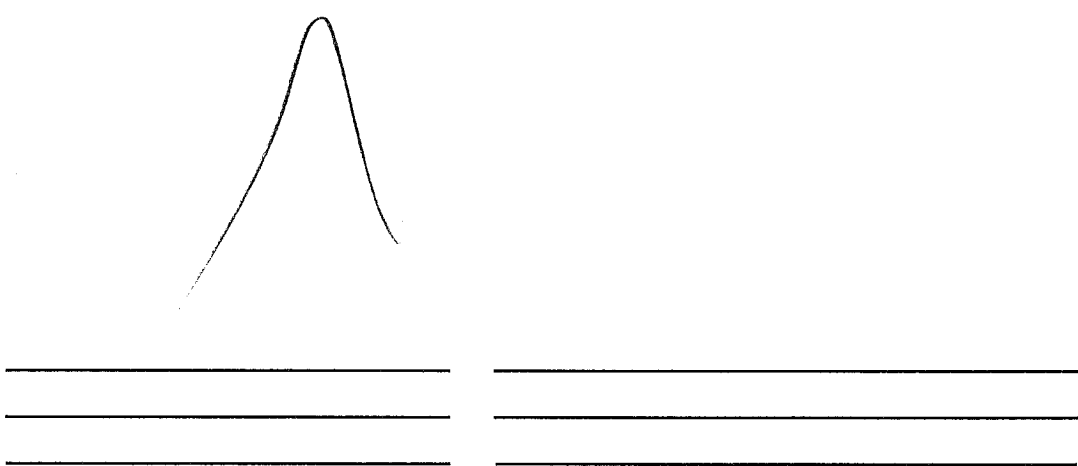
Handwritten marks: 'PT' and 'M' with arrows pointing to specific rows in the table.

RULH Invitational - 4/2/2016
 Ripley High School
 Finish Line Sheet

Event 21 Girls 3200 Meter Run (8)

Lane Comp# Section 1 of 1 Finals

Event Official	Title
1 1	Miami Valley Christian
1 2	Felicity-Franklin
4 3	Peebles
4 4	North Adams
2 5	Blanchester
3 6	Georgetown
7 7	Manchester
5 8	Blanchester




RULH Invitational - 4/2/2016
 Ripley High School
 Finish Line Sheet

Event 22 Boys 3200 Meter Run (10)

Lane Comp# Section 1 of 1 Finals

Event Official	Title	Time	Time	Time
1	Fulton, Adam	12:00.00	1	12:00.00
2	Woodyard, Christian	12:10.40	2	12:10.40
3	Teaney, Seth	11:42.09	3	11:42.09
4	Seas, Daniel	9:29.00	4	9:29.00
5	Pennywitt, Ethan	11:01.00	5	11:01.00
6	Holland, Tyler	11:50.40	6	11:50.40
7	Patterson, Sam	12:11.82	7	12:11.82
8	Stammers, Bow	12:30.00	8	12:30.00
9	Whitton, Samuel	12:00.00	9	12:00.00
10	Boeckmann, Jared	11:00.00	10	11:00.00
	Felicity-Franklin			



RULH Invitational - 4/2/2016
 Ripley High School
 Finish Line Sheet

Event 23 Girls 4x400 Meter Relay (3)

Lane	Section 1 of 1 Finals	Event Official		Title
26	A	Georgetown	1) Ayers, Stephanie 2) Belton, Karlington <i>Garrett</i>	3) Underwood, Kennedy
4:40.00	5.02.00	4) Gibbons, Rachel		
6	A	Blanchester	1) Hamm, McKenzie 2) Gundler, Olivia	3) Gundler, Emma
4:40.00	4.46.00	4) Rhodes, Cheyenne <i>Sara Fink</i>		
7	A	Miami Valley Christian	1) Bunnartner, Lindsay 2) Makoski, Rachel	3) Vilaro, Laura
4:40.00	5.24.00	4) Jacobs, Audrey		
8	NT			

RULH Invitational - 4/2/2016

Ripley High School

Finish Line Sheet



Event 24 Boys 4x400 Meter Relay (5)

Lane	Section 1 of 1 Finals	Event Official	Title
1	2	A	Georgetown
		1) Doss, Logan	
		2) Underwood, Solomon	
		3) Dietrick, Chris	
		4) Tomlin, Finn	
		3:55.00	2
		3.88.00	
2	4	A	Peebles
		1) Beck Shank	
		2) Smith, Kalub	
		3) Baldridge, Corey	
		4) Smith, Sam	
		4:12.23	4
		4.10.00	
3	5	A	Ripley-Union
		1) Perry, Austin	
		2) Stumpf, Nathan	
		3) Louderback, Kyle	
		4) Binton, Aidan	
		4:01.00	5
		4.22.00	
4	7	A	Blum, Joseph
		1) Blum, Joseph	
		2) Angel Justin	
		3) Wright, Cary	
		4) Tenhinfeld, Justin	
		4:50.00	7
		4.00.00	
5	8	A	Martinez, Dylan
		1) Martinez, Dylan	
		2) Torres, Ramiro	
		3) Fehl, Cole	
		4) Dickerson, Bryce	
		4:00.00	8

RULH Invitational - 4/2/2016 Ripley High School Field Score Sheet

Event 26 Boys High Jump (11) Flight 1 of 1

O-Make P-Pass X-Miss	5"	5'2"	5'4"	5'6"	5'8"	Best	Place
1 Colvin, Dylan Manchester NH	XXX	---	---	---	---		/
2 Hayslip, Logan Manchester NH	XXX	---	---	---	---		/
3 Moore, Blake Ripley-Union	XX	XX	---	---	---		5
4 Moler, Jacob Georgetown	XXX	---	---	---	---		/
5 Elliot, Shane Whiteoak	XX	XX	---	---	---		4
6 Conley, Jase Peebles	XXX	---	---	---	---		/
7 Smith, Kalub Peebles	XX	XX	---	---	---		5
8 Hatfield, Tanner Ripley-Union	0	0	0	0	0	0	3
9 Miller, Qunton Blanchester	0	0	0	0	0	0	3
10 Cotter, Evan Georgetown	0	0	0	0	0	0	1
11 Loderback, Kyle Felicity-Franklin	0	0	0	0	0	0	2
12							
13							
14							
15							
16							
17							
18							
19							
20							



RULH Invitational - 4/2/2016
Ripley High School
Field Score Sheet

Event 29 Girls Long Jump (13) Flight 1 of 1

Place	Best	Attempt 6	Attempt 5	Attempt 4	Attempt 3	Attempt 2	Attempt 1
1					10'3 3/8"	11'1 1/4"	10'8"
2				8	10'7 3/4"	9'9"	11'7 3/8"
3							Manchester
4				7			11'8"
5				4			12'3 7/8"
6							8'6 1/8"
7				5			12'1 1/8"
8							11'5/8"
9				1			13'1 3/4"
10							12-06.50
11				3			10'6 3/8"
12				6			11'6"
13				2			12'5 7/8"
14							
15							
16							
17							
18							

RULH Invitational - 4/2/2016
Ripley High School
Field Score Sheet

Event 30 Boys Long Jump (17) Flight 1 of 1

Place	Best	Attempt 6	Attempt 5	Attempt 4	Attempt 3	Attempt 2	Attempt 1
1					12'10"	13'0"	13'0"
2					Foul	13'1/4"	Foul
3					Foul	12'6 3/8"	12'10"
4					Foul	10'5"	11'6 5/8"
5					Foul	Foul	Foul
6					14'6"	13'9 1/4"	14'1 1/8"
7					Foul	15'10 1/2"	15'7 7/8"
8					Foul	12'2"	12'4 1/4"
9					14'5 1/8"	15'10 3/8"	15'7 5/8"
10							
11					15'1 7/8"	Foul	15'1 7/8"
12					Foul	16'11 1/2"	17'4 3/8"
13					Foul	15'1 3/8"	15'2"
14					15'5 1/2"	14'7 1/4"	15'4 7/8"
15					16'5 3/4"	Foul	17'4 1/8"
16					19'2 1/8"	19'5"	18'6 3/4"
17					17'1"	17'7 1/4"	17'5 1/4"
18							

Handwritten notes on the left side of the table, including a large bracket and the number '17'.

RULH Invitational - 4/2/2016

Ripley High School

Field Score Sheet

Event 32 Boys Discus Throw (16) Flight 1 of 1

Place	Best	Attempt 6	Attempt 5	Attempt 4	Attempt 3	Attempt 2	Attempt 1
✓1	54' 7"				52' 5 1/2"	54' 7"	F
?							ND
?							ND
✓3	68' 2"				65' 4"	68' 2"	58' 7 1/2"
4							71' 07"
✓5	69' 6 1/2"				60' 3 1/2"	69' 6 1/2"	59' 3"
✓6	72' 6 1/2"				70' 8 1/2"	72' 6 1/2"	65' 7"
✓7	69' 3"				65' 2"	69' 3"	65' 1 1/2"
8							85' 00"
✓9	92' 6"				88' 9 1/2"	91' 4 1/2"	92' 6"
✓10	88' 1/2"				F	88' 1/2"	81' 6 1/2"
✓11	85' 3 1/2"				85' 3 1/2"	49' 1 1/2"	67' 1"
✓12	80' 8"				F	80' 8"	79' 9"
✓13	91' 5"				F	F	91' 5"
✓14	104' 3 1/2"				F	104' 3 1/2"	104' 1"
✓15	127' 3 1/2"				120' 5 1/2"	114' 9"	127' 3 1/2"
✓16	82' 8"				77' 2"	82' 8"	77' 9"
17							
18							

RULH Invitational - 4/2/2016
Ripley High School
Field Score Sheet

Event 33 Girls Shot Put (19) Flight 1 of 1

Place	Best	Attempt 6	Attempt 5	Attempt 4	Attempt 3	Attempt 2	Attempt 1
1				6	22'6"	21'8"	22'6"
2					13'	21'8"	13'
3					13'8 1/2"	13'8 1/2"	13'
4					16'	16'	16'
5					16'5 1/4"	17'3"	16'5 1/4"
6					17'1/2"	16'5"	17'1/2"
7					17'11 1/2"	17'11 1/2"	17'11 1/2"
8					17'7 1/2"	18'3 1/2"	17'7 1/2"
9				8	18'10 1/2"	19'3 1/4"	18'10 1/2"
10					20-05.50	20-05.50	20-05.50
11					21-09.00	21-09.00	21-09.00
12					22-00.00	22-00.00	22-00.00
13					23-08.00	23-08.00	23-08.00
14				7	23-11.00	23-11.00	23-11.00
15				3	24-00.00	24-00.00	24-00.00
16				2	24-11.00	24-11.00	24-11.00
17				4	25-01.00	25-01.00	25-01.00
18				1	27-05.50	27-05.50	27-05.50

Event 34 Boys Shot Put (17) Flight 1 of 1

Place	Best	Attempt 6	Attempt 5	Attempt 4	Attempt 3	Attempt 2	Attempt 1
1							McClain, Corey North Adams 30'4" F 30'5 1/2" F
2							Boerger, Kyle North Adams 30'7" F 27'11" F
3							Hopley, Gabe Manchester ND
4							Bush, Brandon Manchester 18-10.50
5							Limerick, Conner Felicity-Franklin 25-00.00 22'4" F 19'6" F 21'6" F
6							Murphy, Matt George town 26-00.00 25'5" F 24'9 1/2" F 29'6" F
7							Crothers, Sam Peebles 26-05.00 27'7" F 27' F 26'8" F
8							Angelas, Tristan Ripley-Union 28-00.00 30'4" F 29'11 1/2" F 30'4" F
9							White, Jarett Georgetown 30-02.00 28'8" F 29'11" F 28'2" F
10							Behr, Owen Peebles 32-01.00 30'4" F 29'11 1/2" F 27'3 3/4" F
11							Grogg, Matt Blanchester 34-08.00 30'10" F 31'9" F 31'7" F
12							Thompson, Garhett Fayetteville-Perry 35-00.00 30'8" F 30'5 1/4" F 31'10 1/2" F
13							Smith, Andy Fayetteville-Perry 35-00.00 30'4" F 30'8" F 32'9 1/4" F
14							Marini, Chase Ripley-Union 35-00.00
15							Todd, Layne Cne 42-11.50 38'11" F 39'1 1/2" F 37'7 3/4" F
16							Fishback, Logan Cne 45-07.50 40'4" F 40' F 40'3" F
17							Holcomb, Joey Blanchester 48-08.50 39'11" F 38'5 1/2" F 32'9" F
18							